

Glas tender®



Expect more
more flexibility

more features



Bar Refrigeration

Your one - stop bar refrigeration shop



Lighted liquor displays designed for use with glass ice display units have a front light channel to illuminate the ice bath (field installed glass ice display unit shown).

The special stainless steel top on the margarita machine stand has a 1" high drip-proof edge on the back and sides with radius corners for easy cleaning. The cabinet base provides additional dry storage.

Matching dry storage cabinets offer attractive and convenient storage for dry goods.



Available without finished top for integrated installation below customer supplied bar top (as shown below).



Back bar coolers are available with up to four doors and as self-contained or remote refrigerated (two-door self-contained model shown).

Reach-in mug frosters make it easier to frost diverse glassware and rotate glass inventory while matching the look of back bar coolers.

Back bar coolers can be easily converted to draft beer dispensing.



Back bar liquor display includes interior light to enhance product merchandising. The stainless steel steps have ABS plastic sound deadening covers and radius corners for easy cleaning.

Back bar glass storage unit provides extra glass storage while maintaining the back bar profile. Adjustable shelves have radius corners for easy cleaning.



Unrivaled cooler features



Innovative end wall refrigeration design with evaporator located above compressor compartment frees up interior space for maximum storage capacity.

Recessed compressor compartment back and 90° electrical plug enables flush wall placement.

Easy to remove condenser filter can be regularly cleaned to maintain condenser coil efficiency.



Glastender top shelf cross section



Top shelf cross section of typical industry design


Edge cap on laminated doors and compressor compartment covers protects laminate from chipping.

Available without a finished top for integrated installation below customer supplied bar top (factory installed top shown).



Convenient full access to all three shelves to maximize efficiency - leading competitor design has obstructed access to top shelf.

Glastender design



Competitor design



All stainless steel interior with radius corners is easy to keep clean and meets NSF Standard 7 for open food containers on BB and ND models.

NOTE: Raised panel wood doors do not meet UL flammability test requirements. Coolers manufactured with raised panel wood doors do NOT carry the UL mark. Please verify acceptability with your local electrical inspector prior to ordering.

Nine door styles to satisfy diverse needs and decor (unlaminated not shown)



Stainless steel solid and glass

Black vinyl-clad solid and glass

Laminated solid and glass

Wood solid and glass

Optional leg sets employ a unique recessed cup design to enhance durability.



ABS plastic threshold scuff plate protects lower door sill.

16 gauge galvanized steel interlocking multi-bend base provides incredible strength and rigidity.

Two Zone Coolers

Lighted Liquor Displays

Two Zone Coolers allow you to store products at two different temperatures, saving money by getting one cooler to do the job of two. Back bar and narrow door two zone coolers are available with 2, 3, or 4 doors and in three configurable options: beer and white wine, beer and red wine, white wine and red wine. The warmer compartment is always a single door located opposite the compressor end.



BB60BW-LI-XS (LR)

Door opening allows convenient full access to all three rows of long neck beer bottles or two rows of wine bottles.

End wall refrigeration design with evaporator located above compressor compartment frees up interior space for maximum storage capacity.



All stainless steel interior with radius corners for easy cleaning.

Insulated wall between compartments provides a thermal break to ensure consistent temperature control.

Clearly visible digital thermostats independently control temperature within each compartment.



Dual blower motors provide the air flow necessary to ensure consistent temperature within the warmer compartment.



Glastender lighted liquor displays are a great way to highlight and merchandise your call brand liquor. Available in two or three step versions and in 6" incremental lengths from 24" up to 108".



Intertek
Conforms to ANSI/UL
STD 962
Certified to CSA STD
C22.2 No. 12



Access hole provides access to on/off switch.



Removable step cover for easy access to fluorescent light bulbs.



Durable black vinyl-clad exterior (stainless steel available by special order).




LLDS-30R



Power cord and on/off switch can be located on the left or right end to meet your installation requirements.

One-piece clear acrylic cover is easy to clean and protects internal components from spills. Units are certified to meet ANSI/UL 962 spill test requirements.



Lighted liquor displays have 4" high by 4" deep steps, except for the LLD models which have a 9-1/4" high first step.



LLDS

LLD3

LLD

The LLD models are designed for use in conjunction with Glastender glass ice display units. The LLD models have a front light channel to help illuminate the ice display.

Ice Display and Glass Ice Display Units

Ice display units are a great way to merchandise beverages as well as add chilled storage capacity to your bar. They are available factory installed on Glastender back bar cabinets or for field installation. The 7" high stainless steel IDU models have a 6" deep liner and are available in 12", 18", or 24" depths and in 6" incremental sizes from 24" up to 108" in length.

The GDU model glass ice display units have glass front and back panels for increased product visibility. The four walls of the GDU sit inside an insulated stainless steel pan that captures the moisture from melting ice on the inside and any condensation on the outside. GDU models are available in 12", 16", 18", and 24" depths and in 6" incremental sizes from 24" up to 108" in length.



IDU-18X30




GDU-12X36



Available by special order with durable black vinyl-clad exterior.

A stainless steel perforated bottom insert helps prevent bottle labels from clogging the drain.



1/4" radius interior corners for easy cleaning.



Foam-in-place insulation and ABS plastic breaker strip around ice bin liner unit acts as a thermal barrier to minimize condensation and maximize ice life.



Factory installed units include a special stainless steel foamed-in-place insulated cooler top with seamless-welded drain pan.



A stainless steel perforated bottom insert helps prevent bottle labels from clogging the drain.

Double pane glass front and back panels with stainless steel trim for increased product visibility.

Field installed units include a stainless steel foamed-in-place insulated drain pan to mount to existing counter top.

The four walls easily lift out of the pan for thorough cleaning.

Stainless steel foamed-in-place insulated end panels (units larger than 54" include center partition).

Keg Coolers

Manufactured with the same quality construction as our standard back bar coolers, Glastender keg coolers are specifically intended for keg dispensing and come standard with the features detailed here.



Surface mount drain pan includes seamless-integrated rear deck with drip edge to divert splashes around the beer tower column into the drain pan.

Pre-plumbed drain line exits below compressor compartment for convenient plumbing to nearest floor drain.




Hose from evaporator provides forced-air cooling of beer tower to minimize foaming issues.


KC60-LI-BS (LR)
Available in sizes to dispense up to four full-size kegs.

Galvanized steel interior walls and ceiling with stainless steel floor to prevent rusting where moisture collects.

Radius interior corners for easy cleaning.



Includes stainless steel keg rack (shown cut away) and ABS plastic threshold scuff plate to absorb keg impact and prevent damage to floor of unit.



Most industry beer faucets are brass or chrome plated brass. As the chromium layer breaks down, the beer flowing over the exposed brass allows copper and lead to leach into the beer which affects the flavor. Glastender beer towers avoid this by having stainless steel faucets and shanks (shown cut-away) that resist corrosion and metallic leaching. [Note: faucet handles not included.]



KC24-NI-BS2(R)

Features specific to the KC24



Seamless-welded recessed drainer for easy cleaning.

A 24" wide keg cooler is available for use in the underbar environment where side ventilation is available. The column tower is available with up to three faucets, since the unit can hold up to three 1/6th style micro brew kegs.*



Pre-plumbed drain line to internal drain bottle (side knockout provided for optional external draining).



Hose from evaporator provides forced-air cooling of beer tower to minimize foaming issues.



CO₂ cylinder retention chain (knockout provided for optional external CO₂ connection).

* NOTE: 1/6 barrel keg availability varies by region. Please consult your local distributor before ordering. Low profile keg taps, which only fit domestic style kegs, must be used for the 2nd and 3rd keg.

Front Vent Coolers and Reach-In Mug Chillers

Glastender's Front Venting Coolers and Reach-In Mug Frosters match the profile of our back bar coolers and are available with one or two doors. The 24" and 48" units are completely front venting, so they can be built in to your back bar line-up or used as free standing units in the underbar area.

Digital thermostat control with automatic defrost is easily visible.

The thermostat on mug froster models is programmed to accommodate a wide operating temperature range, 0°F (-18°C) to 35°F (2°C), for either frosted or chilled glassware.



Interior designed to accommodate two full rows of long neck beer bottles.



FV24-SS(L)




Removable refrigeration module for easy maintenance.



All stainless steel interior with radius corners for easy cleaning.

Seven different doors styles to choose from (unlaminated not shown).



Stainless steel solid and glass

Black vinyl-clad solid and glass

Laminated solid and glass



MFV48-XS(LR)



Includes LED interior lights with on/off switch.



The optional glass doors on the mug froster models feature heated panes to prevent exterior condensation.

Mug froster models include a floor rack and two adjustable shelves per door for up to three full rows of glass storage.



Additional bar refrigeration products for even greater design flexibility

Glastender narrow door coolers match the specifications of Glastender back bar coolers, except they have 20" wide doors instead of 24", providing self-contained models in 52" (2-door), 72" (3-door), and 92" (4-door) lengths. In addition to providing size flexibility, narrow door coolers are more convenient in narrow aisle installations.



Narrow doors decrease the overall cooler footprint.



ND72-R1-GS(LRL)

Glastender pass thru coolers share many of the same features and options as Glastender back bar coolers, except they have doors on both sides, making them ideal for island bar installations.



PT60-LI-YLH (LR/RL)



Pass thru coolers allow access to product storage from both sides of the cooler.

Glastender low profile coolers share many of the same features and options as Glastender back bar coolers, except they are 6" shorter for lower counter height installations. The low profile cooler cabinet is 30" high with a finished top or 36" high with a finished top and 6" legs.



LP60-L1-XS(LR)



The 30" overall cabinet height matches the work height of standard underbar.

Glastender back bar, narrow door, low profile, and pass thru coolers are also available less the condensing unit and compressor compartment for remote refrigeration installations. Specify remote refrigeration hook-up location as left or right.



BB72-LI-BLN (LLR)



Ceiling hung evaporator and stainless steel housing is included.

Slide Top Cooler & Mug Froster Features

Like our entire line of bar equipment, Glastender Slide Top Coolers and Mug Frosters are designed with quality and innovation in mind. We offer several sizes and finish options, giving you incredible design flexibility.




Smooth, flush sides so no gaps are created between the unit and adjacent equipment.

24" depth for flush line-up with adjacent underbar equipment.



Available with black vinyl-clad or stainless steel exterior. (Black vinyl-clad shown)



Pull-out condensing unit for easy service.

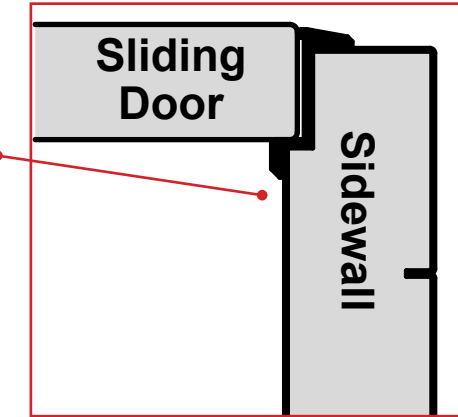


ST48-S

Front venting with no rear standoffs required for air flow, which maintains 24" depth.



The stout door sliding ledge is supported by the wall of the cabinet so the ledge will not break or collapse.



Incredibly strong one-piece top design with integral mullion that will not allow the mullion to cave in, nor the door to sag and bind.

Radius interior corners for easy cleaning.



Additional slide top cooler features

Glastender slide top coolers are available as shallow well units in 24" and 36" lengths and as deep well units in 48", 60", 72", and 96" lengths. The exterior finish is available in black vinyl-clad, stainless steel front & sides or all stainless steel and the interior is either all stainless steel or galvanized steel with a stainless steel floor.



All models have a stainless steel interior floor to prevent rusting where moisture can collect.

Includes adjustable divider racks to prevent tipping between sections.



Built-in door locks included so that no hasps are required.



Heavy duty 16 gauge galvanized steel base with C-channel construction for incredible strength and rigidity.

Automatic condensate evaporator so no drain connection is required. (ST48-S model shown)

Additional mug froster features

Glastender slide top mug frosters are available in 24", 36", and 48" lengths. The interior is always all stainless steel and the exterior finish is available in black vinyl-clad, stainless steel front & sides, or all stainless steel.



Interior floor drain and condensate drain to automatic evaporator so no drain connection required.

Bottom racks standard on all models. Available with two additional layers of split shelving for rotating stock.



All models have food zone safe and rust resistant stainless steel interiors.



MF36-S2



Includes a wide range thermostat for convenient operation from 0°F (-18°C) to 35°F (2°C).



Includes two convenient defrost cycles:

- Automatic - occurs every six hours without affecting normal operation
- Manual - user selected for complete six hour defrost with automatic restart



Heavy duty 16 gauge galvanized steel base with full-length front and back C-channel rigidizers for incredible strength.

MAKE A SPLASH!



BB84 cooler
with graphic wrap

If you want to get noticed or solidify your brand, Glastender's graphic wrap cooler doors can make it happen. We can apply a wrap with any image, so let your imagination run wild.

Glastender.

Where little ideas make a big difference.

Glastender®

800.748.0423 · www.glastender.com

Expect more more flexibility
more features